


Connecticut Vaccination Summary

Ridgefield COVID-19 Task Force



Data downloaded from
<https://covid.cdc.gov/covid-data-tracker/#vaccinations>

Monday, May 24, 2021

Connecticut and US Vaccination Summary

Connecticut (as of Monday May 24, 2021)	Cumulative	Daily
Doses Delivered	4,418,395	25,653
Doses Administered	3,919,374	26,166
Percent of Age 18+ Population Who Have Completed Vaccination	63.6%	
Connecticut Rank Among 50 States and DC	2	
Percent of Age 18+ Population Who Have Initiated Vaccination	74.1%	
Connecticut Rank Among 50 States and DC	5	

United States (as of Monday May 24, 2021)	Cumulative	Daily
Doses Delivered	357,250,475	1,820,983
Doses Administered	286,890,900	1,782,714
Percent of Age 18+ Population Who Have Completed Vaccination	49.8%	
Percent of Age 18+ Population Who Have Initiated Vaccination	61.5%	

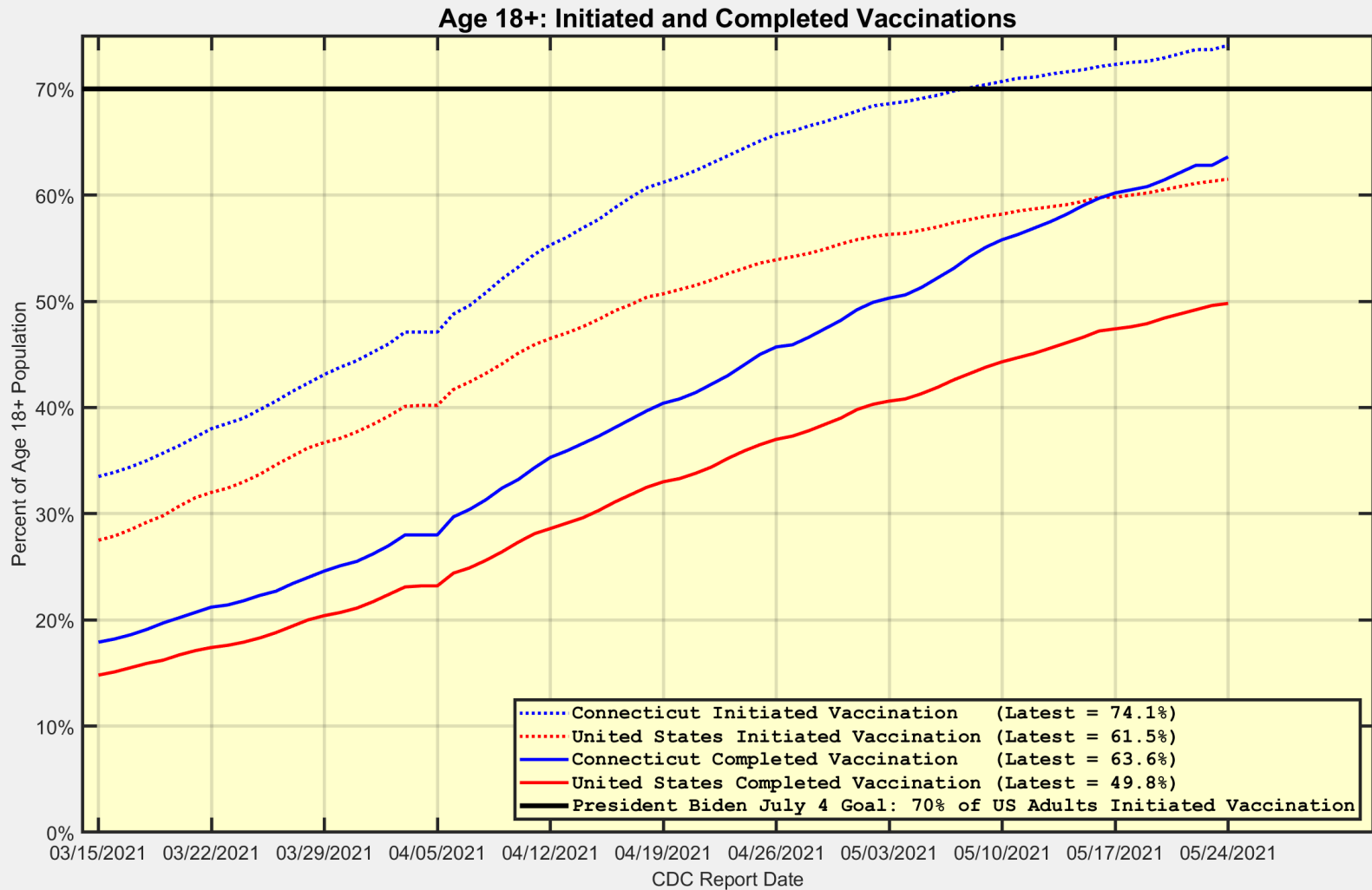
Data Source: <https://covid.cdc.gov/covid-data-tracker/#vaccinations>.

The Daily numbers are the most recent 7-day moving averages.

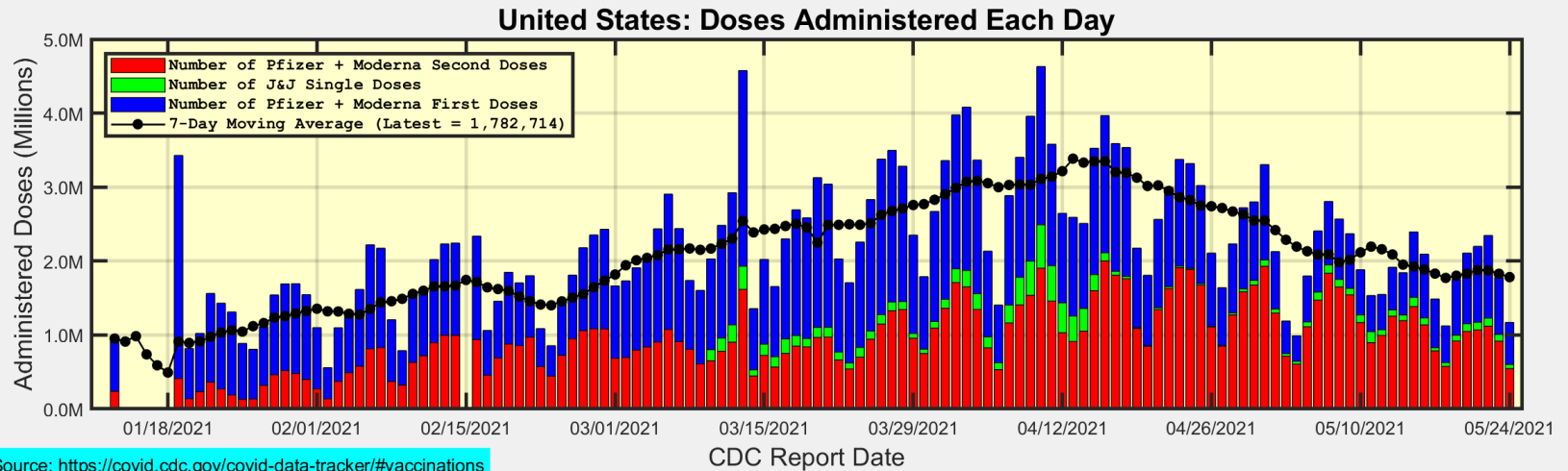
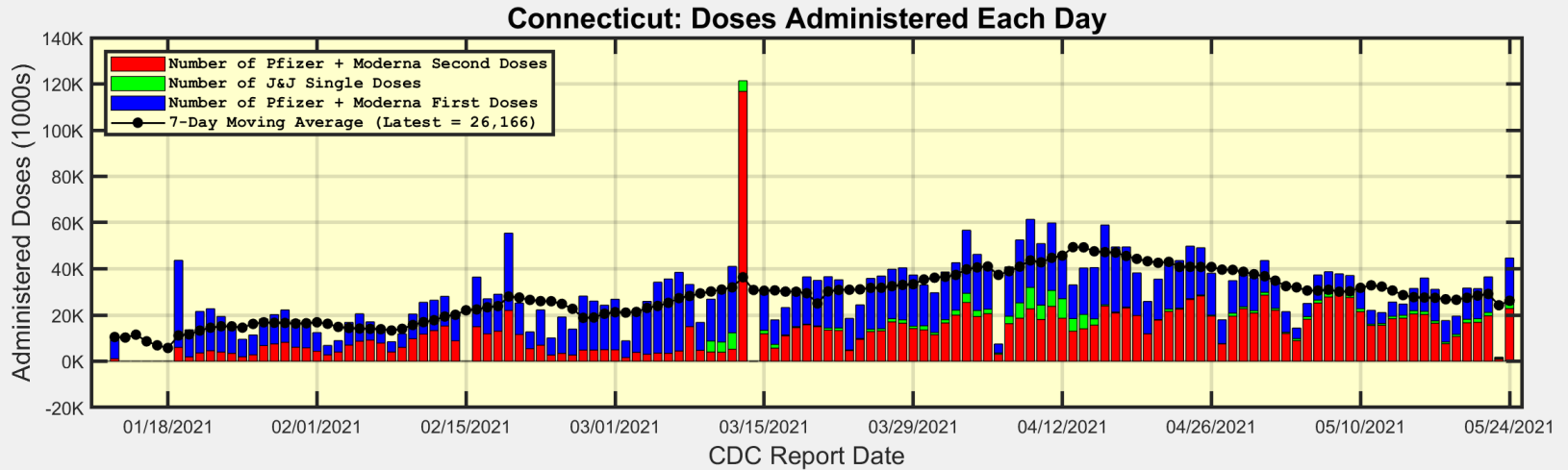
President Biden has set a goal for 70% of the US Age 18+ population to have Initiated Vaccination by July 4.



Connecticut and US: Age 18+ Initiated and Completed Vaccinations



Number of Doses Administered Each Day



Data Source: <https://covid.cdc.gov/covid-data-tracker/#vaccinations>



Ridgefield COVID-19 Task Force

Connecticut: First Doses are increasing again, but some people are not returning for Second Doses

